



Sheer  
Driving Pleasure

**THE NEW  
BMW M3 SALOON.  
BMW M4 COUPÉ.  
BMW M4 CONVERTIBLE.**



THE NEXT  
100 YEARS





**THE NEW BMW M3 SALOON.  
THE NEW BMW M4 COUPÉ.  
THE NEW BMW M4 CONVERTIBLE.**



**INNOVATION AND TECHNOLOGY.**



18 Engine and chassis



20 BMW ConnectedDrive



22 Intelligent lightweight construction and athletic design

**EQUIPMENT.**



24 BMW M4 Coupé



26 BMW M4 Convertible



28 BMW M3 Saloon



30 BMW Individual

**DIGITAL DISCOVERY:  
THE NEW BMW BROCHURES APP.**



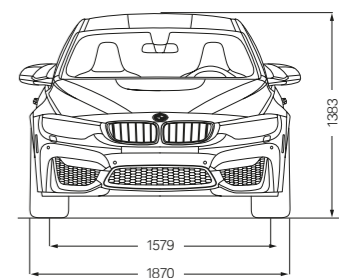
More information, more sheer driving pleasure: The new BMW brochure app offers a digital and interactive BMW experience like never before. Download the BMW brochure app for your smartphone or tablet now and rediscover your BMW.



32 Equipment highlights



38 Colour worlds



42 Technical data



# M D O R P H I N E S .

RADICALLY MORE.







## DO YOU POSSESS IT? OR DOES IT POSSESS YOU?

FORGED, BURNISHED M LIGHT ALLOY STAR-SPOKE  
666 M WHEELS, BLACK<sup>1</sup> /// M CARBON CERAMIC BRAKES<sup>1</sup> ///  
SPORTY COUPÉ LINES AND A CARBON ROOF

<sup>1</sup> Available as optional equipment.



# BUCKLE UP – AND UNLEASH.

M SPORT SEATS WITH BELT SLOTS<sup>1</sup> OFFER OPTIMAL SUPPORT DURING SPORTY DRIVING /// M SAFETY BELTS WITH M STRIPES /// M LEATHER STEERING WHEEL WITH M DRIVE BUTTONS AND SHIFT PADDLES /// DOORSILL FINISHERS WITH CHROME INSERTS AND MODEL LETTERING

<sup>1</sup> Available as optional equipment.





# DRIVING PLEASURE, MADE FROM ADRENALIN.

FULL LED HEADLIGHTS WITH HEXAGONAL DESIGN ///  
M BONNET WITH POWERDOME /// M DOUBLE SLATS AND  
M GILLS WITH AIR BREATHERS IN HIGH-GLOSS BLACK



M4





## ROOF OPEN, READY FOR ACTION.

M COMPETITION PACKAGE<sup>1</sup> /// 331 kW (450 HP) ///  
ADAPTIVE M SUSPENSION WITH NEW TUNING  
FOR ALL DRIVE MODES /// NEW SETTINGS FOR  
DSC AND ACTIVE M DIFFERENTIAL

<sup>1</sup> Available as optional equipment.







M3



## DESIGN, AS FAST AS THE EYE CAN SEE.

NEW REAR DESIGN ACCENTUATES WIDTH FOR A VISUALLY EXTREMELY DEEP CENTRE OF GRAVITY /// DIFFUSER WITH FOUR INTEGRATED BEVELLED TAILPIPES /// TWO-PART REAR LIGHTS WITH NEW LIGHTING GRAPHIC






# A SHOW OF STRENGTH.

MORE PERFORMANCE, MORE DESIGN, MORE M. WITH UP TO 450 HP UNDER THE BONNET, BORN FOR THE RACETRACK AND AT HOME IN THE FAST LANE. AN AGGRESSIVE DESIGN THAT DRAWS ADMIRING LOOKS. AN ATHLETIC INTERIOR THAT OFFERS COMFORT: HERE, IN THE M SPORT SEATS AND SURROUNDED BY THE FINEST LEATHER<sup>1</sup>, IS WHERE THE ENDORPHINES ARE RELEASED. STARTING IN POLE POSITION, SENSES ALIVE, HANDS FIXED TO THE WHEEL. YOU'RE READY FOR ACTION. ULTIMATE DRIVING MACHINES: THE NEW **BMW M4 COUPÉ** AND **M4 CONVERTIBLE** AND THE NEW **BMW M3 SALOON**.

<sup>1</sup> Available as optional equipment.



## M TWIN POWER TURBO ENGINE.



### M TWIN POWER TURBO IN-LINE SIX-CYLINDER PETROL ENGINE.

A passion for innovation and technology along with many years of motor sport experience influence the development of every engine from BMW M GmbH. This is why the interplay of all components, including M TwinPower Turbo technology with Valvetronic, a pair of weight-optimised mono-scroll turbochargers, a forged crankshaft and a high-performance cooling system, guarantees such outstanding responsiveness and exceptional output of the M TwinPower Turbo unit. At the same time, however, emissions and fuel consumption are reduced.

### BMW M4 Coupé / BMW M3 Saloon / BMW M4 Convertible.

- M TwinPower Turbo in-line six-cylinder petrol engine with 317 kW (431 hp) and 550 Nm torque; output with optional M Competition package 331 kW (450 hp) and 550 Nm torque
- Acceleration from 0 to 100 km/h: BMW M4 Coupé/BMW M3 Saloon, 4.3 s [4.1 s]; BMW M4 Convertible, 4.6 s [4.4 s]
- Acceleration from 0 to 100 km/h with M Competition package: BMW M4 Coupé/BMW M3 Saloon, 4.2 s [4 s]; BMW M4 Convertible, 4.5 s [4.3 s]
- Top speed: 250 km/h (electronically restricted), 280 km/h with optional M Driver's package
- Combined fuel consumption: BMW M4 Coupé/BMW M3 Saloon, 8.8 l/100 km [8.3 l/100 km]; BMW M4 Convertible<sup>1</sup>, 9.1 l/100 km [8.7 l/100 km]
- Combined CO<sub>2</sub> emissions: BMW M4 Coupé/BMW M3 Saloon<sup>2</sup>, 204 g/km [194 g/km]; BMW M4 Convertible, 213 g/km [203 g/km]

<sup>1</sup> Values are based on the ECE driving cycle. Fuel consumption and CO<sub>2</sub> emissions are dependent on selected wheel and tyre sizes.

<sup>2</sup> Available as optional equipment.

## SUSPENSION.



The **M specific suspension** is set ten millimetres lower, unleashing the vehicle's full dynamic potential.

The **Active M differential** optimises traction and driving stability when changing lanes or accelerating out of a bend, when taking bends at high speeds or on different road surfaces. Traction is optimised with the help of an electronically operated device that reduces the difference in revolution speed between the rear wheels.

By electronically regulating the shock absorbers, **Adaptive M suspension<sup>2</sup>** automatically ensures the vehicle is perfectly tuned to suit the driving conditions. The suspension settings can be modified for high comfort or sporty dynamics via the COMFORT, SPORT and SPORT+ modes on the Driving Experience Control.

**M Drive** allows for the individual configuration of the DSC mode, the appearance of a Head-Up Display<sup>2</sup> and personal driver profiles – from comfortable gliding all the way up to a sporty and highly responsive set-up – by adjusting the engine, damper and steering characteristics, as well as the transmission. Activation is as simple as touching one of the two M buttons integrated into the multifunction steering wheel.

Shift gears without interruption in tractive force, without using the clutch and without slowing down: the **7-speed M double-clutch transmission with Drivelogic<sup>2</sup>** makes this possible. Gears can be changed automatically or manually using the gearshift paddles on the steering wheel or the gear lever. Launch Control guarantees maximum acceleration from a standing start.

Values in [ ] are for vehicles with M Double Clutch Transmission with Drivelogic.

Please see technical data or consult your local BMW partner for further information on fuel consumption and CO<sub>2</sub> emissions.



REGISTERS UP TO **360** DEGREES  
**OF THE VEHICLE'S SURROUNDINGS.**

Enjoy the greatest convenience and the highest level of safety with BMW ConnectedDrive. For driving, parking and visibility, the BMW ConnectedDrive driver assistance systems are there when you need them, reliably, in every situation. The most cutting-edge systems, such as radar, ultrasound and cameras, dependably register the vehicle's surroundings, forming the basis for intelligent driver assistance systems. Whether activated when desired, or as emergency assistance in the background – the assistance systems from BMW ConnectedDrive make every drive in your BMW safer and more convenient.

**CONNECTED**  
FOR OVER **40** YEARS.

Focused on the future – from the very beginning. By the 1970s, BMW had already made headway in connected mobility. Another milestone of the digital future was surpassed in 1999: vehicles with built-in SIM cards. Then came the first online services, Google Services and innovative driver assistance and display systems such as the BMW Head-Up Display. Throughout this process, the desires of the customer have always taken centre stage. As the first premium automobile manufacturer, BMW makes it possible to book and pay for services flexibly via the BMW ConnectedDrive Store, in the vehicle or on a computer at home. And with the introduction of BMW Connected and the Open Mobility Cloud, BMW is taking the next steps into the future of mobility.

MORE THAN **20** SERVICES AND APPS  
**IN THE BMW CONNECTED DRIVE STORE.**

The ConnectedDrive Services equipment forms the basis for intelligent BMW ConnectedDrive functions, as well as for the integration of selected smartphone apps. This equipment also provides access to the BMW ConnectedDrive Store, in which services and apps can be ordered and extended easily, any time and anywhere to suit the user's individual requirements – for example with the Concierge Service or Online Entertainment, which turn every drive into a convenient and entertaining experience.

IN TOUCH **24/7**  
**WITH BMW CONNECTED.**

What would it be like if you were never late again? What if your BMW already knew your preferred destinations? How would you like reliable navigation, whether you're sitting in your vehicle or not? BMW Connected provides you with the information you want, when and where you want it. BMW Connected is a personal mobility assistant which facilitates your everyday mobility and aids you in reaching your destinations relaxed and on time. With the BMW Connected app, mobility-relevant information such as recommendations for optimal departure times are available at any time via smartphone or smartwatch and can be seamlessly transmitted to the car.



**BMW CONNECTED**

BMW Connected<sup>1</sup> is a personal mobility assistant which facilitates everyday mobility and aids drivers in reaching their destinations relaxed and on time. Mobility-relevant information such as recommendations for optimal departure times are available remotely via iPhone or Apple Watch and can be seamlessly transferred into the car.

**PARK ASSIST**

The Parking assistant<sup>1,2</sup> makes parallel parking easier. The system works by measuring potential spaces while driving past them at a low speed. When a suitable space has been found, the Parking assistant takes over the steering, while the driver is responsible for selecting the correct gear, as well as pressing the accelerator and brakes.

**DRIVING ASSISTANT**

The Driving Assistant<sup>1,3</sup> combines the Lane Departure Warning and Approach Control Warning systems. When travelling at speeds between 10 and 60km/h, the Approach control and pedestrian warning with light city braking function issues an alert if there is a risk of collision with vehicles or pedestrians, and brakes the vehicle in the event of an emergency. At speeds above approx. 70km/h, Lane Departure Warning draws the driver's attention to an unintentional lane change by means of slight vibrations of the steering wheel.

**SURROUND VIEW**

Surround View<sup>1,2,4</sup> includes the camera-based functions Top View, Rear view camera and Side View. Cameras in the exterior mirrors and a Rear view camera allow a 270° view to be shown on the Control Display, as well as an overhead view. Side View makes it easier to approach intersections and driveways with difficult visibility.

<sup>1</sup> Available as optional equipment.  
<sup>2</sup> Only available in conjunction with Park Distance Control (PDC).

<sup>3</sup> Function may be limited in darkness or in fog.  
<sup>4</sup> Only available in conjunction with rear-view camera.



# BMW EFFICIENT LIGHTWEIGHT AND ATHLETIC DESIGN.



BMW **EfficientLightweight** is intended for implementation in M vehicles, because a low weight is the basis for the best driving dynamics and exemplary efficiency. Weight-optimised materials such as CFRP (carbon fibre reinforced plastic), aluminium and magnesium are utilised when constructing various components. That increases agility and optimises acceleration and braking.

The **front end strut brace** made of carbon fibre reinforced plastic (CFRP) is a significant body component in the engine compartment that comes from motor-sport vehicles. Though it weighs only 1.5 kg, it significantly increases frontend rigidity and contributes to greater steering precision and accuracy.

The **M Carbon ceramic brake**<sup>1,2</sup> delivers braking power more directly. It is non-corrosive, very resistant to abrasion, tolerates more heat and contributes to a lower vehicle weight, which has a positive impact on agility, dynamics and acceleration. Matt Gold-coloured brake callipers with the M logo make this special technical equipment visible from outside the car.



As part of the intelligent BMW lightweight construction concept, the **Carbon roof**<sup>3</sup> made of carbon fibre reinforced plastic (CFRP) helps reduce the vehicle's weight and shifts the car's centre of gravity lower. This results in greater agility and dynamics when taking a bend, along with an improved acceleration and braking performance. It also means that the tyres' potential can be better utilised.

The carbon roof's striking roofline emphasises the M design's dynamic contours. The visible CFRP fibre structure displays the complex multilayer construction of the roof-shell, which is attached to the body via a special adhesive technology.

The aerodynamically optimised **M specific exterior mirrors** have been symbols of the sporty and dynamic design of the M line for decades. Attached to the body by a double-bridged base, they convey a sense of precision engineering, lending additional character, dynamics and aerodynamic details to the sides.

The additional LED indicators are fitted into a long, narrow groove.

<sup>1</sup> Available as optional equipment.

<sup>2</sup> Dependent on conditions and usage, features specific to the materials used can lead to operational noises, particularly in wet conditions, just before the vehicle comes to a halt. The impact of moisture and road salt can cause the braking action to be equivalent to a conventional brake system. This can for a short time be experienced as a reduction in braking action and can be balanced out by greater pressure on the pedal where necessary.

<sup>3</sup> Only in conjunction with BMW M4 Coupé and BMW M3 Saloon.



# BMW M4 COUPÉ WITH COMPETITION PACKAGE.

Equipment 24 | 25

Discover more with the new BMW catalogue app. Now available for your smartphone and tablet.

■ Standard equipment □ Optional equipment



The design of the new BMW M4 Coupé is a powerful expression of uncompromising determination. The M bonnet Powerdome echoes the athleticism of a sports car and the hexagonal Adaptive LED headlights are a beacon of innovative design.




The tailgate design with an integrated rear spoiler optimises aerodynamic downforce. This, plus a specially tuned Adaptive M Suspension, newly calibrated Dynamic Stability Control (DSC), the Active M Differential and optional 20" M light alloy wheels with mixed tyres, means the new BMW M4 Coupé delivers even better performance to street. The high-gloss black model designation and tailpipes in black chrome round off a powerful impression.



□ An impressive cockpit with round instruments in the hallmark M design, M leather steering wheel with chrome insert and colour-contrast stitching plus the optional Carbon Fibre interior trim with black chrome highlights.



□ The M Sport seats featuring width-adjustable side bolsters offer perfect lateral support, while the upright seat apertures in the new BMW M4 Coupé and the new BMW M3 Saloon ensure effective ventilation on the racetrack. Shown here in BMW Individual Black full fine-grain Merino leather with contrast stitching in Sakhir Orange.



□ The exclusive forged 20" M light alloy wheels Star-spoke style 666 M, black, with mixed-size tyres, impress both with their striking looks and their grip.



# BMW M4 CONVERTIBLE WITH COMPETITION PACKAGE.

Equipment 26 | 27

Discover more with the new BMW catalogue app. Now available for your smartphone and tablet.

■ Standard equipment □ Optional equipment



Faceted surfaces, precise contours and a strong three-dimensional effect are a compelling expression of the new BMW M design philosophy at the front.




The athletic side contours and the sporty, flat rear are highly dynamic and exceptionally elegant at the same time.



■ The M automobile's ergonomic concept includes an exclusive cockpit with driver orientation that is typical of M. This makes all the vehicle's controls and gauges, as well as details such as the M driver footrest, always easily accessible to the driver. As in racing, intuitive control over the vehicle is a priority, along with enabling the fastest possible reaction times.



□ The M Sport seats with illuminated badges are characterised by perfect ergonomics and outstanding body support during dynamic driving. Shown here in the optional Silverstone BMW Individual full fine-grain Merino leather.



□ The M light alloy wheels feature a sporty design and also contribute to a reduction in weight. Optional 19" M light alloy Double-spoke style 437 M wheels with mixed tyres, shown here in Black.



# BMW M3 SALOON WITH COMPETITION PACKAGE.

Discover more with the new BMW catalogue app. Now available for your smartphone and tablet.

■ Standard equipment □ Optional equipment



The striking design showcases the power offered by the new BMW M3 Saloon.




The diffuser, characteristic M twin tailpipes in the rear apron and the L-shaped rear lights with full-LED technology convey power and purpose.



□ The athletic interior is defined by classic M driver orientation and perfectly crafted materials. The ergonomically optimised shift lever of the optional seven-speed M Double Clutch Transmission with Drivelogic creates a compelling motor sport feel, while the free-standing Control Display provides a clear and precise overview of all functions.



□ The deep-set position, high side bolsters and bucket-style character of the lightweight Sport seats<sup>1</sup> with vertical harness apertures, shown here in optional Opal White fine-grain Merino leather, convey authentic motor sport feel.



□ The light alloy wheels are optimised to enhance steering precision, traction and stability. Optional 20" M light alloy Star-spoke style 666 M wheels, forged and with mixed tyres

<sup>1</sup> Only available in conjunction with the optional Competition package.





BMW Individual paint finish Frozen Black metallic.

## BMW INDIVIDUAL.

### The expression of personality.

The new BMW M4 Coupé. Inspired by BMW Individual.

The BMW Individual Collection offers a wide repertoire of exclusive equipment possibilities that allow you to realise your very own wishes for the new BMW M4 Coupé. Each is distinguished by exquisite materials and workmanship of the highest quality. BMW Individual embodies perfection down to the finest detail.

The silky matt BMW Individual paint finish Frozen Black metallic not only unmistakably underscores the powerful appearance of the BMW M4 Coupé, it also makes a clear statement at the very first glance. Inside, a sporty atmosphere is guaranteed, above all, by the BMW Individual Sakhir Orange contrast stitching in the Black full fine-grain Merino leather. With its brilliant gloss, the BMW Individual interior trim in Piano finish Black integrates with this impressive ensemble beautifully. It's all perfectly rounded off by the BMW Individual headliner in Anthracite.

Even more individual and personally distinctive wishes, right through individual pieces made by hand, can be fulfilled by the BMW Individual Manufaktur.



EXPERIENCE BMW INDIVIDUAL INTERACTIVE.  
WITH THE BMW INDIVIDUAL APP FOR iOS AND ANDROID.



BMW Individual interior trim in Piano finish Black.

Full fine-grain Merino leather<sup>1</sup> in Black with BMW Individual contrast stitching in Sakhir Orange, interior trim in Piano finish Black and headliner in Anthracite.

<sup>1</sup> Leather-covered instrument panel included: Upper section and door panels in Black Walknappa leather and bottom section in fine-grain Merino leather matching the upholstery colour.



# EQUIPMENT HIGHLIGHTS.

Discover more with the new BMW catalogue app. Now available for your smartphone and tablet.

■ Standard equipment □ Optional equipment



■ Made of carbon fibre reinforced plastic (CFRP), the precision strut brace increases frontend rigidity, steering precision and accuracy.



■ The distinctive M gills underscore the car's sporty appearance and optimise aerodynamics with an integrated Air Breather.



□ The two bevelled M double tailpipes finished in black chrome integrate harmoniously with the flowing lines of the rear apron.



■ The M kidney grille with high-gloss black double slats and model designation emphasises the forward-thrusting design of the front profile.




□ Adaptive LED headlights with full LED technology include integrated turn indicators, low-beam headlights, high-beam headlights, as well as daytime running lights for safety and optimal illumination of the road. The High-beam assistant and Adaptive headlights with variable light control significantly enhance visibility in the dark – for relaxed driving almost like during the day.




■ 18" M light alloy wheels V-spoke style 513 M with mixed tyres.



□ 19" M light alloy wheels Double-spoke style 437 M with mixed tyres.



□ 19" M light alloy wheels Double-spoke style 437 M with mixed tyres, black.



□ 20" M light alloy wheels Star-spoke style 666 M, forged and with mixed tyres<sup>2</sup>.



■ The M specific exterior mirrors with a double-bridged design and additional integrated LED indicators accentuate the sporty character of the car.




□ The electric glass sunroof<sup>1</sup> provides the pleasant feel of a generously proportioned, airy interior. The integrated wind deflector guarantees a high level of acoustic comfort.



■ As part of the BMW intelligent lightweight construction concept, the Carbon roof<sup>1</sup> made of carbon fibre reinforced plastic (CFRP) helps to reduce the vehicle's weight.



■ Thanks to the use of a special material mix, M compound brakes achieve outstanding deceleration values and are extremely stable and highly durable.



□ The weight-optimised M Carbon ceramic brake<sup>3</sup> provides ideal traction, high thermal resistance and is highly durable.



□ 20" M light alloy wheels Star-spoke style 666 M, forged and with mixed tyres, black<sup>2</sup>.

<sup>1</sup> Only in conjunction with optional Competition Package. May not be available in all countries, please consult your local BMW partner for further information.

<sup>2</sup> Only in conjunction with BMW M4 Coupé and BMW M3 Saloon.

<sup>3</sup> Depending on conditions and usage, features specific to the materials used can lead

to operational noises, particularly in wet conditions, just before the vehicle comes to a halt. The impact of moisture and road salt can cause the braking action to be equivalent to a conventional brake system. This can, for a short time, be experienced as a reduction in braking action and can be balanced out by greater pressure on the pedal where necessary.



# EQUIPMENT HIGHLIGHTS.

Discover more with the new BMW catalogue app. Now available for your smartphone and tablet.

■ Standard equipment □ Optional equipment



□ The lightweight M Sport seats<sup>1</sup> from the Competition package emphasise the athletic orientation of the vehicle in the interior. Optimum lateral support for the driver and front passenger is provided by long seat surfaces and width-adjustable seat backs with vertical apertures.



■ The Lights package features numerous LED lights both inside and outside for increased convenience and a stylish look for the interior.



■ The M Leather steering wheel including multifunction buttons and an integrated driver-side airbag features the three-spoke design. With a steering wheel rim in leather 'Walknappa' Black with black stitching and contoured thumb rests, it provides a direct, athletic steering experience.



□ The Navigation system Professional<sup>2</sup> includes a hands-free facility, a USB interface and the Radio BMW Professional, among other things.



□ Harman Kardon surround sound system with 600 watt digital amplifier<sup>3</sup>, vehicle-specific equalising and loudspeakers with chrome detailing.



■ The Instrument cluster with extended contents: includes Info Display for the presentation of navigation instructions and various controls.



□ Shift gears without interruption in tractive force, without using the clutch and without slowing down: the 7-speed M double-clutch transmission with Driveline makes this possible. Gears can be changed automatically or manually using the gearshift paddles on the steering wheel or the gear lever. Launch Control guarantees maximum acceleration from a standing start.



□ The Air collar<sup>4</sup> releases pleasant, warm air around the head and shoulders, ensuring comfort when driving with the roof open.



□ The Wind deflector<sup>4</sup> provides the driver and front passenger with effective protection from draughts. When it is not needed, it can be stored compactly.

<sup>1</sup> Only in conjunction with BMW M4 Coupé and BMW M3 Saloon.

<sup>2</sup> As part of BMW ConnectedDrive, in selected European countries, the system automatically updates maps for three years up to four times per year without incurring licensing fees.

<sup>3</sup> BMW M4 Convertible with 515-watt digital amplifier.

<sup>4</sup> Only in conjunction with BMW M4 Convertible.



# EQUIPMENT HIGHLIGHTS.

Discover more with the new BMW catalogue app. Now available for your smartphone and tablet.

■ Standard equipment □ Optional equipment



■ BMW Individual headliner Anthracite: the headliner and the trims on the vehicle's pillars and sun visors feature cloth in Anthracite.



□ The Storage compartment package includes additional storage compartments and holders, a luggage compartment tray and additional 12 V sockets.



□ The full-colour BMW Head-Up Display with M-specific functions projects all information relevant for the journey directly into the driver's field of vision. With the press of a button, the driver can switch to the M-specific display, which includes a gear indicator, the rpm as a dynamic range curve, as well as shift lights indicating the optimal moment to shift.<sup>3</sup>



□ Telephony with wireless charging<sup>4</sup> offers a comprehensive telephony package with Bluetooth connectivity and the technical capacity for a WiFi hotspot.



■ M Drive allows for the individual configuration of the vehicle set-up by adjusting the engine, damper and steering characteristics, as well as the transmission.



□ BMW Individual leather-covered instrument panel (XT1): Upper section and door panels in Black Walknappa leather and bottom section in fine-grain Merino leather matching the upholstery colour.<sup>1</sup>



□ Preparation for Apple CarPlay<sup>5</sup> supports the convenient and wireless use of a selected iPhone® functions in the vehicle. This allows smartphone content, along with functions such as music, iMessages/text messages, telephony, Siri, navigation and selected third-party apps to be displayed and operated via the vehicle's user interface and via Voice control.



□ Surround View includes the camera-based functions Top View, Rear view camera and Side View. Cameras in the exterior mirrors and a Rear view camera allow a 270° view to be shown on the Control Display, as well as an overhead view. Side View makes it easier to approach intersections and driveways with difficult visibility.



□ The electrical seat adjustment<sup>2</sup> is easy to use and the memory function allows users to save their preferred settings for the seat and exterior mirrors.



■ As soon as the door is opened, the characteristic M entry sills with M designation hints at the excitement to come when the driver gets behind the wheel.



□ The Parking assistant makes parallel parking easier. The system works by measuring potential spaces while driving past them at a low speed. When a suitable space has been found, the Parking assistant takes over the steering, while the driver is responsible for selecting the correct gear, as well as pressing the accelerator and brakes.



□ Using the BMW M laptimer app, driving data from the racetrack can be recorded accurately and then analysed. The recorded information can be shared as a snapshot on social media while the data, including accelerator position, steering angle, G-force and best lap time, can be sent by email. A GoPro interface is also incorporated.

<sup>1</sup> BMW Individual leather-covered instrument panel only in conjunction with BMW Individual fine-grain Merino leather.

<sup>2</sup> Standard for the new BMW M4 Convertible.

<sup>3</sup> The visuals in the BMW Head-Up Display are not fully visible when viewed through polarised sunglasses. Functionality shown is dependent on equipment. Further optional equipment is required for the display.

<sup>4</sup> Inductive charging for Qi-compatible mobile phones is possible. Special charging cases are available from Original BMW Accessories for smartphones that do not offer Qi inductive charging.


<sup>5</sup> The compatibility and range of functions from Apple CarPlay® depend on the model year and the software installed on the iPhone®. When the Apple CarPlay® preparation is used, selected vehicle data is transferred to the phone. The mobile phone manufacturer is responsible for further data processing.



# EXTERIOR COLOURS.

Discover more with the new BMW catalogue app. Now available for your smartphone and tablet.

■ Standard equipment □ Optional equipment



□ **Metallic** 475 Black Sapphire



□ **Metallic** B39 Mineral Grey



□ **Metallic** B68 Yas Marina Blue



■ **Non-metallic** 300 Alpine White




□ **Metallic** A96 Mineral White



□ **Metallic** A29 Silverstone




□ **Metallic** B67 Austin Yellow




□ **Metallic** C1H Sakhir Orange II


## BMW INDIVIDUAL




□ **BMW Individual**  
X08 Champagne Quartz metallic



□ **BMW Individual**  
X10 Tanzanite Blue metallic



□ **BMW Individual**  
X12 Smoky Topaz metallic




□ **BMW Individual**  
S34 Azurite Black metallic




□ **BMW Individual**  
490 Frozen Brilliant White metallic<sup>1</sup>



□ **BMW Individual**  
490 Frozen Silver metallic<sup>1</sup>



□ **BMW Individual**  
490 Frozen Red II metallic<sup>1</sup>



□ **BMW Individual**  
490 Frozen Black metallic<sup>1</sup>

**[ Colours ]** The colours printed above are intended to provide you with a first impression of paints and materials available for your BMW. Experience has shown, however, that printed images of paint, upholstery and interior trim colours cannot faithfully reproduce

the actual appearance of the originals. We recommend therefore that you consult your BMW partner who will be able to show you original samples and assist with special requests.

<sup>1</sup> For the BMW M4 Coupé and the BMW M3 Saloon, only available in conjunction with a carbon roof.




# INTERIOR COLOURS.


Discover more with the new BMW catalogue app. Now available for your smartphone and tablet.

■ Standard equipment □ Optional equipment

## UPHOLSTERY COLOURS



■ **Cloth/leather combination**  
Carbon structure CSAT Anthracite<sup>1</sup>




□ **Full fine-grain Merino leather**  
X3DA Sakhir Orange




□ **Extended fine-grain Merino leather**  
LKA9 Silverstone<sup>2</sup>



□ **Full fine-grain Merino leather**  
X3SW Black




□ **Full fine-grain Merino leather**  
X3JR Sonoma Beige




□ **Extended fine-grain Merino leather**  
LKDA Sakhir Orange<sup>2</sup>



□ **Full fine-grain Merino leather**  
X3A9 Silverstone

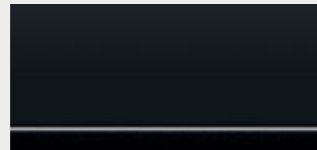


□ **Extended fine-grain Merino leather**  
LKSW Black<sup>2</sup>



□ **Extended fine-grain Merino leather**  
LKJR Sonoma Beige<sup>2</sup>


## INTERIOR TRIMS




■ **4WH Blue Shadow with high-gloss**  
Black finisher



□ **4FU Fine-wood trim Finition**  
Anthracite, Pearl Chrome finisher




□ **4WK Aluminium Blade with**  
Black Chrome finisher




□ **4WL Carbon fibre with**  
Black Chrome finisher

## INTERIOR COLOURS




■ **Black**


## BMW INDIVIDUAL



## UPHOLSTERY COLOURS




□ **BMW Individual fine-grain**  
Merino leather ZAOW Opal White<sup>3</sup>



□ **BMW Individual fine-grain**  
Merino leather ZAML Nutmeg<sup>3</sup>



□ **BMW Individual contrast stitching**  
Z1XX Full fine-grain Merino leather  
in Black with Sakhir Orange stitching<sup>4</sup>



□ **BMW Individual fine-grain**  
Merino leather ZAP5 Amaro Brown<sup>3</sup>




□ **BMW Individual fine-grain**  
Merino leather ZAWT Cohiba  
Brown<sup>3</sup>



□ **BMW Individual contrast stitching**  
Z1XX Full fine-grain Merino leather  
in Black with Blue stitching<sup>4</sup>



□ **BMW Individual fine-grain Merino**  
leather ZAG8 Gold Brown<sup>3</sup>



□ **BMW Individual contrast stitching**  
Z1XX Full fine-grain Merino leather  
in Black with Yellow stitching<sup>4</sup>



□ **BMW Individual contrast stitching**  
Z1XX Full fine-grain Merino leather  
in Black with Silverstone stitching<sup>4</sup>


## BMW INDIVIDUAL



## INTERIOR TRIMS



□ **BMW Individual interior trim**  
XEX Fine-wood trim Ash Grain White,  
Pearl-Gloss Chrome accent line




□ **BMW Individual interior trim**  
XE5 Fine-wood trim Plane Auburn dark,  
Pearl-Gloss Chrome accent line



□ **BMW Individual interior trim**  
XE7 Piano finish Black, Pearl-Gloss  
Chrome accent line

## INTERIOR COLOURS



□ **Black**

<sup>1</sup> Please note that even normal long or short-term use can lead to permanent upholstery damage. This can be caused in particular by non-colourfast clothing.

The interior colour is dependent on the chosen upholstery colour.

<sup>1</sup> Only available for the new BMW M3 Saloon and the new BMW M4 Coupé.

<sup>2</sup> Standard for the new BMW M4 Convertible.

<sup>3</sup> BMW Individual extended fine-grain Merino leather includes front and rear seats,

headrests, door panel inserts, door and centre console armrests. Contrast

stitching features on the front and rear seats as well as the headrests.

<sup>4</sup> Contrast stitching features on the front and rear seats as well as the headrests.



**TECHNICAL DATA.**
**BMW M4 Coupé**
**BMW M3 Saloon**
**BMW M4 Convertible**
**Weight**

Unladen EU <sup>1,2</sup>	kg	1590 [1615]	1610 [1635]	1840 [1865]
Max. permissible	kg	2040 [2040]	2100 [2100]	2250 [2250]
Permitted load	kg	525 [500]	565 [540]	485 [460]
Permitted trailer load, unbraked	kg	–	–	–
Permitted trailer load, braked, max. 12% gradient/8% gradient	kg	–/–	–/–	–/–
Luggage compartment capacity	l	445	480	220–370

**Engine<sup>3,4</sup>**

Cylinders/valves		6/4	6/4	6/4
Capacity	cc	2979	2979	2979
Rated output/engine speed	kW (hp)/rpm	317 (431)/5500–7300	317 (431)/5500–7300	317 (431)/5500–7300
Rated output/engine speed with M Competition package	kW (hp)/rpm	331 (450)/7000	331 (450)/7000	331 (450)/7000
Max. torque/engine speed	Nm/rpm	550/1850–5500	550/1850–5500	550/1850–5500
Max. torque/engine speed with M Competition package	Nm/rpm	550/2350–5500	550/2350–5500	550/2350–5500

**Power delivery**

Drive configuration		Rear wheel	Rear wheel	Rear wheel
Standard transmission		6-speed manual	6-speed manual	6-speed manual

**Performance**

Top speed	km/h	250 <sup>5</sup> [250 <sup>5</sup> ]	250 <sup>5</sup> [250 <sup>5</sup> ]	250 <sup>5</sup> [250 <sup>5</sup> ]
Acceleration 0–100km/h	s	4.3 [4.1]	4.3 [4.1]	4.6 [4.4]
Acceleration 0–100km/h with M Competition package	s	4.2 [4.0]	4.2 [4.0]	4.5 [4.3]

**Fuel consumption<sup>3,4</sup>**

Urban	l/100km	12.0 [11.1]	12.0 [11.1]	12.4 [11.5]
Extra urban	l/100km	6.9 [6.7]	6.9 [6.7]	7.2 [7.1]
Combined	l/100km	8.8 [8.3]	8.8 [8.3]	9.1 [8.7]
CO <sub>2</sub> emissions	g/km	204 [194]	204 [194]	213 [203]
Tank capacity, approx.	l	60	60	60

**Wheels/tyres**

Tyre dimensions		255/40 ZR 18 Y / 275/40 ZR 18 Y	255/40 ZR 18 Y / 275/40 ZR 18 Y	255/40 ZR 18 Y / 275/40 ZR 18 Y
Wheel dimensions		9 J x 18/10 J x 18	9 J x 18/10 J x 18	9 J x 18/10 J x 18
Material		Light alloy	Light alloy	Light alloy

Values in [ ] are for vehicles with M Double Clutch Transmission with Drivelogic.

<sup>1</sup> Market-specific equipment is excluded.

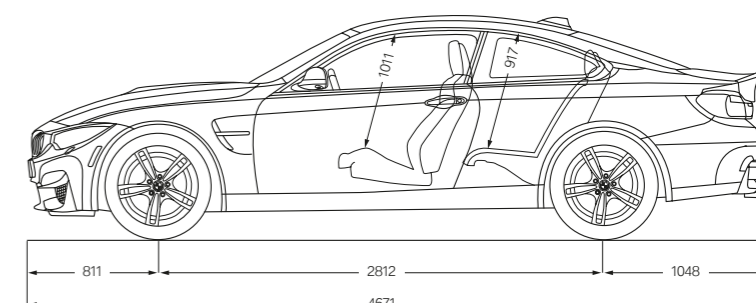
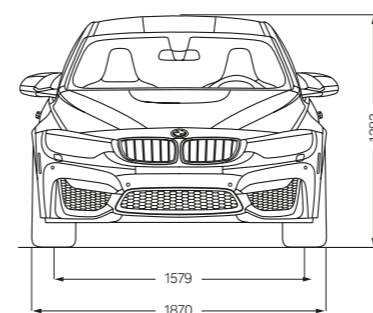
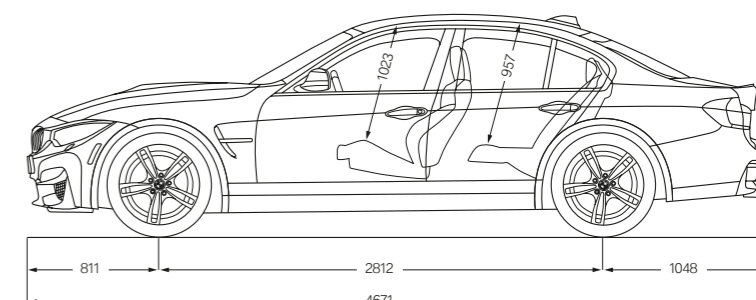

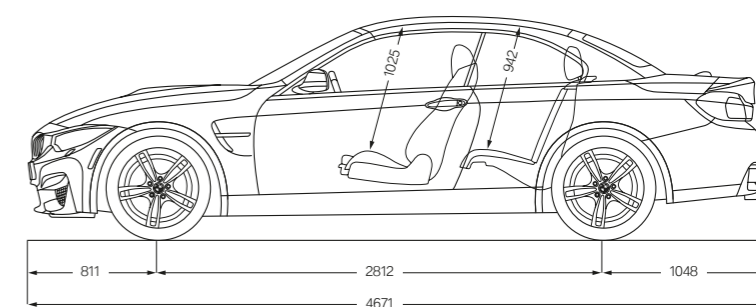

<sup>2</sup> Figures quoted are based on a 90% full tank, driver weight of 68kg and 7kg of luggage. Unladen weight applies to vehicles with standard equipment. Optional equipment may increase these figures.

<sup>3</sup> BMW recommends the use of RON 95 super unleaded petrol. Unleaded RON 91 and higher with a maximum ethanol content of 10% (E10) may also be used. Performance and fuel consumption data apply to vehicles using RON 98 fuel.

<sup>4</sup> All engines comply with the EU6 emissions standard. Fuel consumption figures are determined according to the ECE driving cycle, which consists of approximately one-third urban and two-thirds extra-urban driving (based on the distance covered). CO<sub>2</sub> emissions are measured in addition to fuel consumption. Optional equipment may increase these figures. Fuel consumption and CO<sub>2</sub> emissions are dependent on selected tyre format (higher figures refer to models with optional wheels).

<sup>5</sup> Electronically limited.

All options listed in this brochure are installed in the factory. If you have additional requirements, your BMW Partner can provide a comprehensive accessories brochure. For even more specific requests for your BMW, there is also BMW Individual. Here, you can find exactly the right solution, whatever your equipment needs. Should you have any questions, your BMW Partner will be delighted to advise.

**BMW M4 Coupé**

**BMW M3 Saloon**

**BMW M4 Convertible**


All dimensions in the technical drawings are given in millimetres.



**BMW M3 SALOON WITH M COMPETITION PACKAGE:**

M TwinPower Turbo in-line six-cylinder petrol engine, 331 kW (450 hp), 20" M light alloy Star-spoke style 666 M wheels, forged, with mixed tyres, Tanzanite Blue metallic exterior colour, seats in Opal White full Merino leather, BMW Individual Piano finish Black interior trim.

**BMW M4 COUPÉ WITH M COMPETITION PACKAGE:**

M TwinPower Turbo in-line six-cylinder petrol engine, 331 kW (450 hp), 20" M light alloy Star-spoke style 666 M wheels, black, forged, with mixed tyres, Sakhir Orange II metallic exterior colour, seats in Black full Merino leather with contrast stitching in Sakhir Orange, Carbon Fibre interior trim with Black chrome highlight trim.

**BMW M4 CONVERTIBLE WITH M COMPETITION PACKAGE:**

M TwinPower Turbo in-line six-cylinder petrol engine, 331 kW (450 hp), 20" M light alloy Star-spoke style 666 M wheels, forged, with mixed tyres, Smoky Topaz metallic exterior colour, seats in Silverstone II full Merino leather, BMW Individual Piano finish Black interior trim.

The models illustrated in this brochure show the equipment and configuration options (standard and optional) for vehicles produced by BMW AG for the German market. Alterations in standard and optional equipment and the configurations available for the different models, as described in this brochure, may occur after 17.03.2017, the date when this brochure went to press, or according to the specific requirements of other markets. Your local BMW Partner is available to provide further details. Subject to alteration in design and equipment.

© BMW AG, Munich, Germany. Reproduction, even in part, only with the written approval of BMW AG, Munich.

411 999 023 20 1 2017 BM. Printed in Germany 2017.

